



Improving Quality of Patient Care Decisions

Enterprise-Level, Web-Based Analytics & Reporting

Historian Analytics turns complex data into visual stories so healthcare leaders can focus on what matters most—improving patient care.

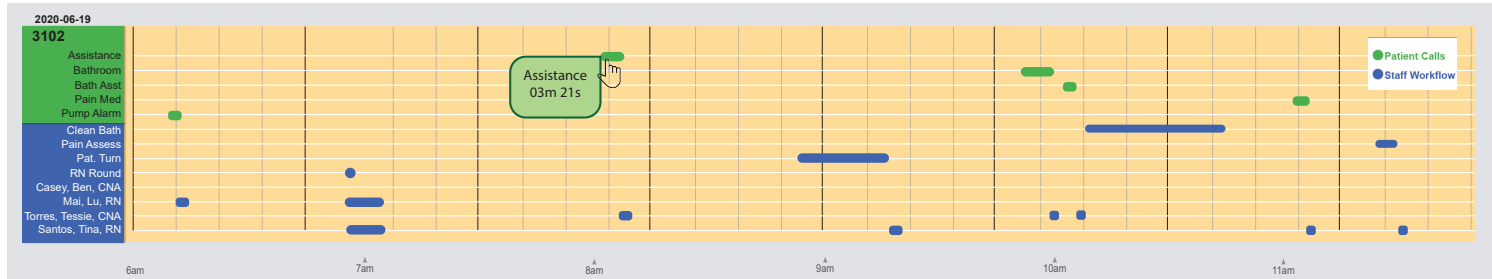
Visualize complete care timelines with Patient Stories.

- View detailed information surrounding the patient during a specified time frame.
- Analyze response times to patient requests and identify patient care trends.
- Identify patient care assignments during the report's time period.
- Ensure compliance with hourly rounding, patient mobility, and pain assessment initiatives.
- Reassure patients and families of the responsiveness of their caregivers and the quality of care being delivered.

Patient Story

Report Template: Patient Story
Owner: Marc Peters

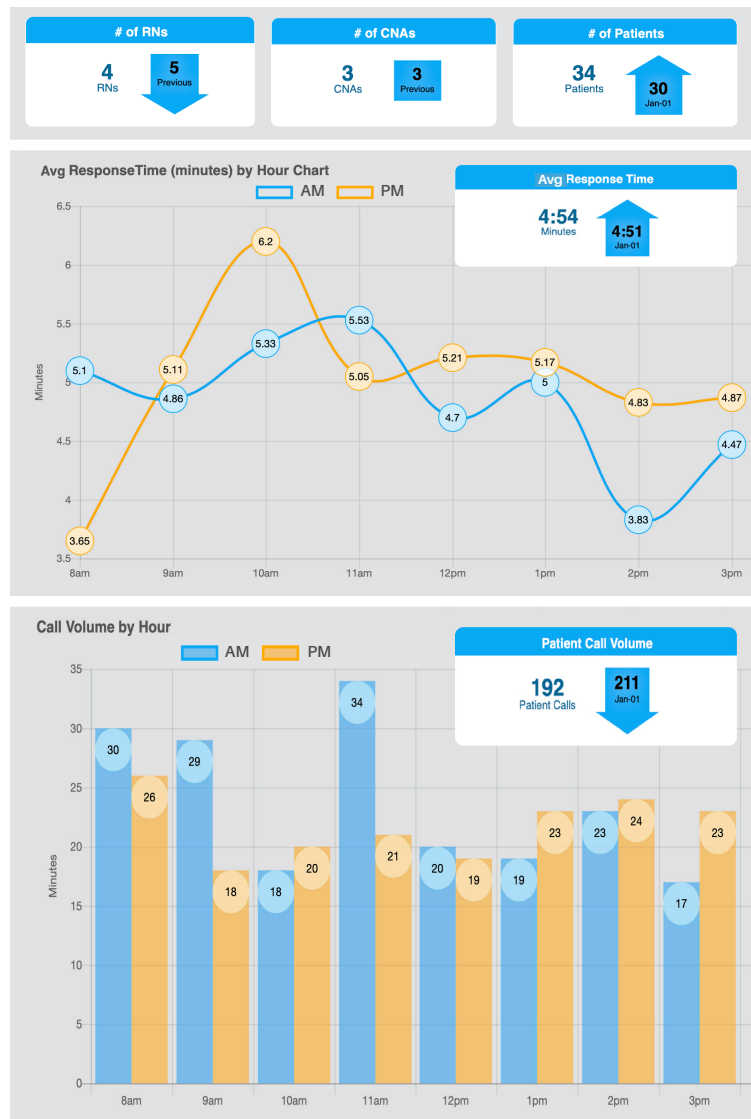
Start Date: 06/18/2020, 5:00 AM
End Date: 06/20/2020, 11:00 AM
Admitted Patient: Richard Luis



Strengthen RCAs with objective data and incident detail.

- Provide objective data to support root cause analyses around patient falls or sentinel events.
- Utilize Patient Stories, Unit Reports, Shift Reports, and Response Time Analyses to assemble an objective, comprehensive picture of the activities that occurred before and after an event.
- View a specific unit's census, staffing ratios, and activity level at the time of the event in question.
- Identify patient care assignments and care staff interaction with the patient during a specified time period.
- Analyze compliance with facility standards related to Hourly Rounding, HAPI Protocols, Pain Med Reassessment, Hand Hygiene, and Patient-to-Staff Ratios.
- Filter reports dynamically to isolate results.
- Drill down on results to view additional information about the patient, staff, units and activities to gain additional event insights.

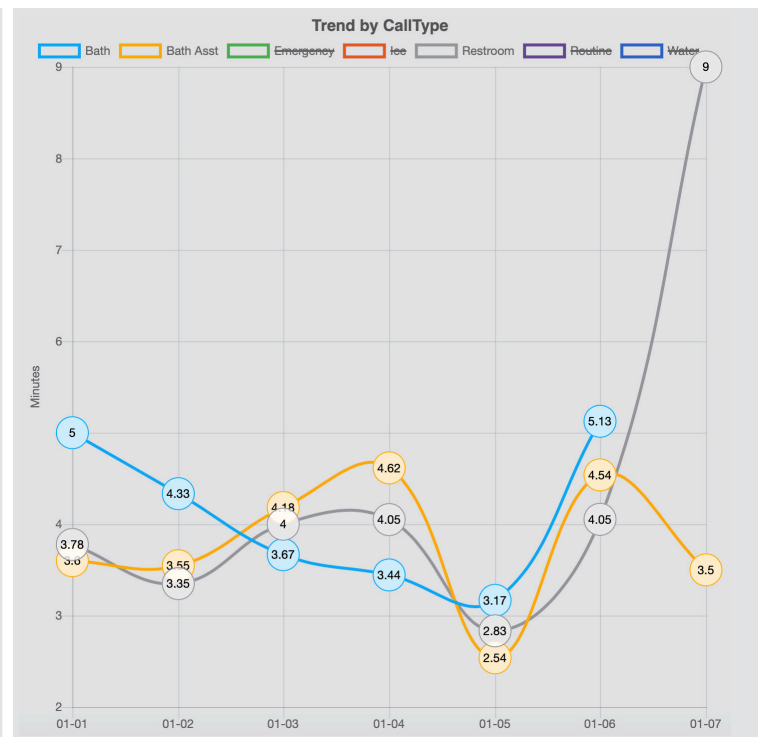

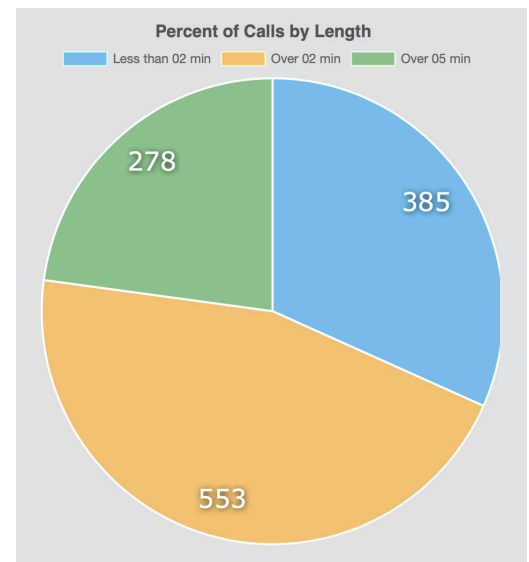
Objective data tells the full story and verifies subjective narratives.



West-Com Historian Analytics

Analyze response times to augment patient care and staffing decisions.

- Analyze response times to patient requests.
- Visualize patient call activity and quickly identify care exceptions.
- Evaluate staff response times including time spent in patient rooms.
- Identify patient care and staffing trends related to response times.



Reveal patient care trends and track outcome-based initiatives.

- Compare and trend patient response times.
- Produce detailed, factual reports to support decisions.
- Set workflow standards and identify standard exceptions.
- Track performance results for staff, shifts, units, and facilities.
- Automatically document staff assignments.
- Generate contact tracing reports.
- Configure workflow compliance reports for rounds, pressure injuries, and other initiatives.
- View all patient care activities before and after a specific event.
- Dynamically filter reports to isolate specific results.
- Drill down on specific result to see assignments, unit activity, active calls, and census.

Better Visibility. Better Decisions. Better Care.

Historian Analytics

Where your data becomes a story.

Transform data into meaningful information to help leaders make impactful decisions that improve patient outcomes.

Configurable report types to support and enhance care decisions.



Patient Story - Comprehensive care timeline including calls placed, response times, rounding compliance, and staff identification.



Staff Assignments - Replace handwritten paper records for Joint Commission compliance, track patient-to-staff ratios, and view patient acuity assignments.



Response Times - Hourly, daily, and weekly response times by call type. Identify trends and set response time parameters to identify activities outside of compliance.



Call Type Detail - Analyze trends for call volume.



Shift Detail - Current and previous shifts' staffing, patient census, average response times, and call volume detail.



Comparisons - Compare data among staff, shifts, facilities, and enterprise. Identify best practices and areas for process improvement.



Secure, enterprise-level reporting, configurable to meet your specific needs.



Secure, enterprise-level, web-based analytics and reporting.



Create reports on demand, or schedule reports to be delivered via email. Export data to Excel or download as PDF.



Receive notifications when activities are out of compliance so corrective action can be made immediately.



User permissions are derived from security group memberships established in Active Directory.



Data transport is TCP (WebSocket and HTTP) with TLS encryption.



WWW.WESTCOMNCS.COM | **PHONE** 800-761-1180 | **EMAIL** info@westcomncs.com

WC-0011-REV2 06-20

©West-Com Nurse Call Systems, Inc., ALL RIGHTS RESERVED.